

















[Brush Motor - DC Power Supply]

Page	Outer Appearance	Series	Model	Torque Range (Nm [lb·in])	Screw Size (mm)		Mass (g [lbs])	Lever Start	Push to Start	ESD Protection	Clean Room Type	High Speed	Low Shock	SPC Type available (for screw counter)	Controller			
					min.	max.									Model	Adjustable speed	Outer Appearance	
16		7400A	DLV7410A	0.02 - 0.2 [0.2 - 1.8]	1.0	2.3	230 [0.51]	●	●				●	●	DLC1110	●		
			DLV7410HA															
			DLV7420A	0.15 - 0.4 [1.3 - 3.5]	1.6	2.6												
			DLV7419A	0.02 - 0.2 [0.2 - 1.8]	1.0	2.3	275 [0.61]	●	●	●				●				●
			DLV7419HA															
			DLV7429A	0.15 - 0.4 [1.3 - 3.5]	1.6	2.6		●	●	●								
17		5700	DLV5720	0.02 - 0.2 [0.2 - 1.8]	1.0	2.3	230 [0.51]	●	●				●	●	DLC0350	●		
			DLV5720H															
			DLV5740	0.15 - 0.4 [1.3 - 3.5]	1.6	2.6												
			DLV5740H															
			DLV5750	0.1 - 0.55 [0.9 - 4.9]	1.0	3.0	300 [0.66]	●	●					●	●	DLC0950	●	
18		5800	DLV5820	0.02 - 0.2 [0.2 - 1.8]	1.0	2.3	230 [0.51]	●	●						DLC0250E	●		
			DLV5820H															
			DLV5840	0.15 - 0.4 [1.3 - 3.5]	1.6	2.6		●	●									
19		7300	DLV7313	0.03 - 0.15 [0.3 - 1.3]	Up to 2.0		350 [0.77]	●							DLC1213A	●		
			DLV7323	0.05 - 0.5 [0.4 - 4.4]	1.0	3.0												
			DLV7333	0.3 - 1.2 [2.7 - 10.6]	2.0	3.5												
			DLV7325	0.05 - 0.5 [0.4 - 4.4]	1.0	3.0	400 [0.88]	●		●								
			DLV7335	0.3 - 1.2 [2.7 - 10.6]	2.0	3.5		●		●								
20		7300-BME/ BKE	DLV7321	0.05 - 0.5 [0.4 - 4.4]	1.0	3.0	350 [0.77]	●	●	●				●	DLC1213A	●		
			DLV7331	0.3 - 1.2 [2.7 - 10.6]		3.5			●	●	●							●
			DLV7319	0.2 - 0.4 [1.8 - 3.5]	2.0	3.0		●	●	●								
			DLV7329	0.25 - 0.55 [2.2 - 4.9]			400 [0.88]	●	●	●								
			DLV7339	0.45 - 0.95 [4.0 - 8.4]				●	●	●								
			DLV7349	0.55 - 1.2 [4.9 - 10.6]	3.0	3.5		●	●	●								
21		7500	DLV7530-MKE	0.5 - 1.7 [4.4 - 15.1]	2.6	4.0	650 [1.43]	●		●					DLC4511	●		
			DLV7530-BKE															
			DLV7540-MKE	1.2 - 2.7 [10.6 - 23.9]	3.5	5.0		●		●								
			DLV7540-BKE															
			DLV7550-MKE	2.0 - 4.5 [17.7 - 39.8]	4.5	6.0	750 [1.65]	●	●	●								
		DLV7550-BKE																
		8500	DLV8530-MKE	0.5 - 1.7 [4.4 - 15.1]	2.6	4.0	650 [1.43]	●	●	●								
			DLV8530-BKE															
			DLV8540-MKE	1.2 - 2.7 [10.6 - 23.9]	3.5	5.0		●	●	●								
			DLV8540-BKE															
DLV8550-MKE	2.0 - 4.5 [17.7 - 39.8]		4.5	6.0	750 [1.65]	●	●	●										
DLV8550-BKE																		

[Brush Motor - AC Power Supply]

Page	Outer Appearance	Series	Model	Torque Range (Nm [lbf·in])	Screw Size (mm)		Mass (g [lbs])	Lever Start	Push to Start	ESD Protection	High Speed	SPC Type available (for screw counter)		
					min.	max.								
24		7000	DLV7020	0.05 - 0.55 [0.4 - 4.9]	1.0	3.0	400 [0.88]	●				●		
			DLV7030	0.3 - 1.1 [2.7 - 9.7]	2.0	3.5		●				●		
			DLV7031	0.3 - 1.0 [2.7 - 8.9]		3.0		●		●	●			
		8000	DLV8020	0.1 - 0.55 [0.9 - 4.9]	1.0	3.0	410 [0.90]		●				●	
			DLV8030	0.3 - 1.1 [2.7 - 9.7]	2.0	3.5		●				●		
			DLV8031	0.3 - 1.0 [2.7 - 0.9]		3.0		●		●	●			
25		7100/ 7200	DLV7120	0.35 - 0.70 [3.1 - 6.2]	2.6	3.0	700 [1.54]	●					●	
			DLV7130	0.5 - 1.7 [4.4 - 15.1]		4.0		●					●	
			DLV7140	1.2 - 3.0 [10.6 - 26.6]	3.5	5.0		●				●		
			DLV7221	0.35 - 0.7 [3.1 - 6.2]	2.6	3.0		●				●		
			DLV7231	0.5 - 1.7 [4.4 - 15.1]		4.0		●		●	●			
			DLV7241	1.2 - 3.0 [10.6 - 26.6]	3.5	5.0		●				●		
			DLV7251	2.0 - 4.5 [17.7 - 39.8]	4.5	6.0		890 [1.96]	●				●	
		8100/ 8200	DLV8120	0.35 - 0.70 [3.1 - 6.2]	2.6	3.0	690 [1.52]		●					●
			DLV8130	0.5 - 1.7 [4.4 - 15.1]		4.0		●					●	
			DLV8140	1.2 - 3.0 [10.6 - 26.6]	3.5	5.0		●				●		
			DLV8150	2.0 - 4.5 [17.7 - 39.8]	4.5	6.0		890 [1.96]	●				●	
			DLV8221	0.35 - 0.7 [3.1 - 6.2]	2.6	3.0		●				●		
			DLV8231	0.5 - 1.7 [4.4 - 15.1]		4.0		690 [1.52]	●			●	●	
			DLV8241	1.2 - 3.0 [10.6 - 26.6]	3.5	5.0		●				●		
DLV8251	2.0 - 4.5 [17.7 - 39.8]	4.5	6.0	890 [1.96]	●				●					
26		7104/ 8104/ 8204	DLV7124	0.25 - 0.75 [2.2 - 6.6]	2.6	3.0	720 [1.59]	●		●				
			DLV7134	0.5 - 1.7 [4.4 - 15.1]		4.0		●			●			
			DLV7144	1.2 - 3.0 [10.6 - 26.6]	3.5	5.0		●			●			
			DLV8124	0.25 - 0.75 [2.2 - 6.6]	2.6	3.0	710 [1.57]		●		●			
			DLV8134	0.5 - 1.7 [4.4 - 15.1]		4.0		●			●			
			DLV8144	1.2 - 3.0 [10.6 - 26.6]	3.5	5.0		●			●			
			DLV8154	2.0 - 4.5 [17.7 - 39.8]	4.5	6.0		910 [2.01]	●			●		
			DLV8224	0.35 - 0.7 [3.1 - 6.2]	2.6	3.0		●				●	●	
			DLV8234	0.5 - 1.7 [4.4 - 15.1]		4.0		710 [1.57]	●			●	●	
			DLV8244	1.2 - 3.0 [10.6 - 26.6]	3.5	5.0		●			●			